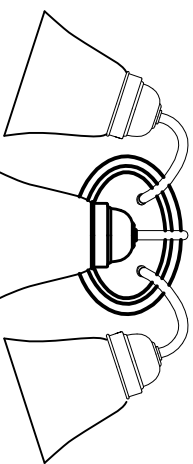
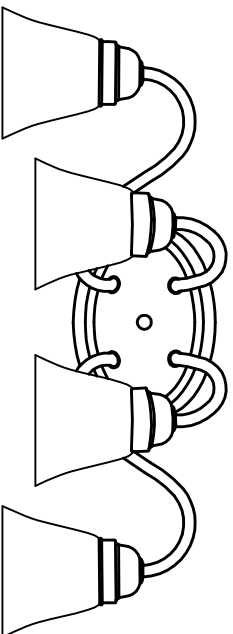


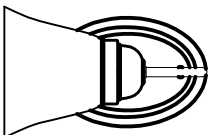
ASSEMBLY INSTRUCTION



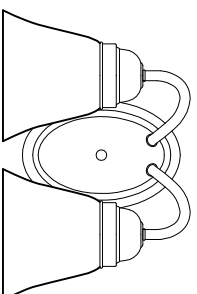
5403-3-XX



5403-4-XX



5403-1-XX



5403-2-XX

INSTALLATION PROCEDURE :

1. Shut off power.
2. Secure the mounting plate to the junction box first, then connect the wires.
3. Attached fixture to the mounting plate and tighten it by knobs.
4. Install the glass shade by socket ring.
5. Install the bulb (Bulb not included)

